


# VA Research by the Numbers


(For Fiscal 2023)



Active research sites nationwide  
**105**




Published research articles authored or co-authored by VA investigators  
**11,107**



Total congressional appropriation for VA medical and prosthetic research  
**\$916M**



Active funded research projects (including VA funding and other sources)  
**7,431**



Active funded principal investigators  
**3,774**



Total research budget (including other VA and non-VA sources, such as NIH)  
**\$2.3B**